



**LUGERT**  
AKADEMIE

**Do they know it's Rhyth-Mas?**  
**Christmas-Pop-Percussion**

Steffen Merkel

# Santa Tell Me

## Ariane Grande

♩ = 96 bpm



Refrain

	G				C				Em				D			
	1	2	3	4	1	2	3	4	1	2	3	4	1	2	3	4
1	G		G	G	E	E	E	E	E		E	E				
2					C		C	C					D		D	D
3	H	H	H	H					H	H	H	H	A	A	A	A




Strophe

	G				Gmaj7				G7				C			
	1	2	3	4	1	2	3	4	1	2	3	4	1	2	3	4
1	G		G		G		G						E		E	
2					D		D		D		D		C		C	
3	H		H						H		H					

# Santa Tell Me

## Ariane Grande



Pre-Chorus

	G				C				Bm				D			
	1	2	3	4	1	2	3	4	1	2	3	4	1	2	3	4
1	G	G	G		G	G	G									
2					C	C	C		D	D	D		D	D	D	
3	H	H	H						H	H	H		A	A	A	



Bridge

	G				D				C				G				D				C							
	1	2	3	4	1	2	3	4	1	2	3	4	1	2	3	4	1	2	3	4	1	2	3	4				
1	G								E				E				G				E				E			
2									C				C								D				C			
3	H																H				A							

	Em				Em/D#				G/D				A/C#				C				D			
	1	2	3	4	1	2	3	4	1	2	3	4	1	2	3	4	1	2	3	4	1	2	3	4
1	G		G						G		E		E				G	G	G	G				
2									D								C	C	C	C	D	D	D	D
3	H		H								A										A	A	A	A

# Santa Tell Me

## Ariane Grande

### Ablauf

<b>Intro</b> (4T)	Pause	Instrumental
<b>Refrain</b> (8T)	2× <b>A</b>	Santa tell ...
<b>Strophe</b> (8T)	2× <b>B</b>	Feeling ...
<b>Pre-Chorus</b> (4T)	<b>C</b>	(love) that he thinks ...
<b>Refrain</b> (8T)	2× <b>A</b>	Santa tell ...
<b>Strophe</b> (8T)	2× <b>B</b>	I ran ...
<b>Pre-Chorus</b> (4T)	<b>C</b>	I've been down ...
<b>Refrain</b> (8T)	2× <b>A</b>	Santa tell ...
<b>Bridge</b> (8T)	<b>D</b>	Oh, I ...
<b>Refrain</b> (20T)	5× <b>A</b>	Santa tell ...







### Aufstellung





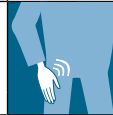
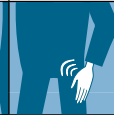
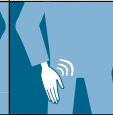



# Do They Know It's Christmas (Freedom)

## Band Aid









**Groove A**

1	+	2	+	3	+	4	+	1	+	2	+	3	+	4	+
															
															







**Groove B**

1	e	+	e	2	e	+	e	3	e	+	e	4	e	+	e
															
															

Klatschen:  
Vor der Brust mit dem rechten Handrücken auf die linke Handfläche

1	e	+	e	2	e	+	e	3	e	+	e	4	e	+	e
															
															

**Groove C**

1	+	2	+	3	+	4	+	1	+	2	+	3	+	4	+
															
															

# Do They Know It's Christmas (Freedom)

## Band Aid



	1	+	2	+	3	+	4	+	1	+	2	+	3	+	4	+
1	G				C											
2									F				E			

	1	+	2	+	3	+	4	+	1	+	2	+	3	+	4	+
3	A		G										D		C	
2					F		E		F		E					

# Do They Know It's Christmas (Freedom)

## Band Aid

### Ablauf

<b>Intro</b> (4 T)	<b>A</b> (Bodypercussion)	Instrumental
<b>Verse</b> (8+4+2 T)	<b>A</b> (Bodypercussion)	It's christmas time ...
<b>Interlude</b> (2 T)	<b>A</b> (Bodypercussion)	
<b>Verse</b> (8+8+8 T)	<b>B</b> (Bodypercussion)	But say a prayer ...
<b>Pre-Chorus</b> (8+4+2 T)	<b>B</b> (Bodypercussion)	And there won't be snow ...
<b>Interlude</b> (2 T)	<b>B</b> (Bodypercussion)	
<b>Bridge</b> (4+2 T)	<b>C</b> (Bodypercussion)	Here is to you ...
<b>Interlude</b> (4+4 T)	<b>C</b> (Bodypercussion)	
<b>Refrain</b> (8x4 T)	<b>D</b> (Boomwhackers)	Freedom ...

### Aufstellung

Aufstellung: Boomwhackers Gruppen 1 bis 4 von links nach rechts

Gruppe 3 und 4 können auch zu einer Gruppe zusammengefasst werden (Achtung: Nur für Geübte! Die Röhrenpaare müssen nämlich gewechselt werden.)

### Aufstellung

für Groove D

